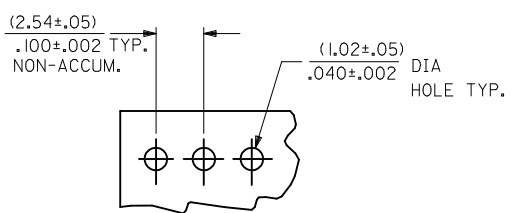
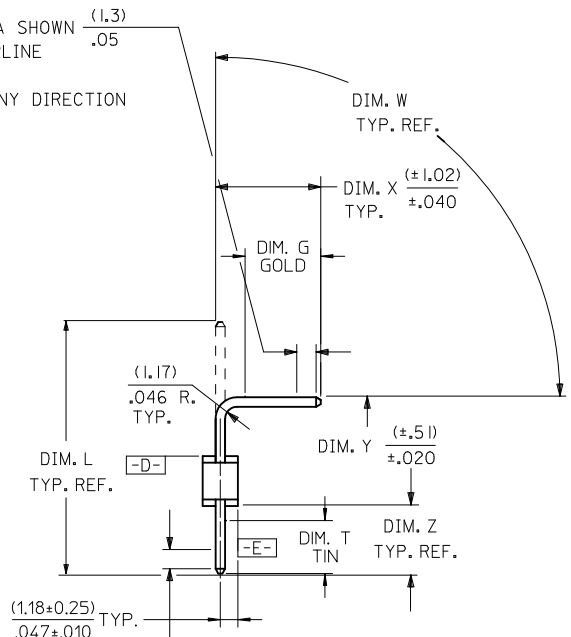
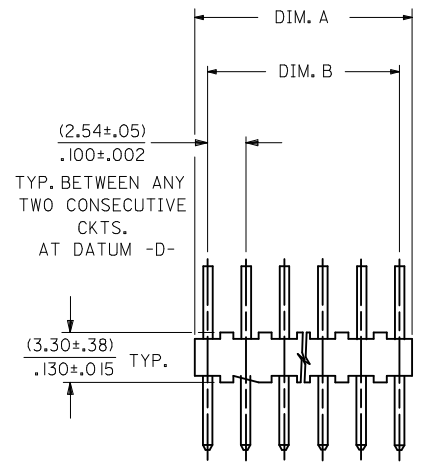


CENTERLINE OF PIN IN AREA SHOWN  
NOT TO VARY FROM CENTERLINE  
OF PIN AT DATUM -E- BY  
MORE THAN (0.20)/.008 IN ANY DIRECTION



PCB LAYOUT: COMPONENT SIDE  
TYPICAL PCB THICKNESS: (1.57)/.062

CKTS. NO. OF	DIM. B	DIM. A
2	.100 ± .002 ( 2.54 ± .05 )	.190 ± .008 ( 4.83 ± .20 )
3	.200 ± .005 ( 5.08 ± .13 )	.290 ± .008 ( 7.37 ± .20 )
4	.300 ± .005 ( 7.62 ± .13 )	.390 ± .008 ( 9.91 ± .20 )
5	.400 ± .005 ( 10.16 ± .13 )	.490 ± .008 ( 12.45 ± .20 )
6	.500 ± .006 ( 12.70 ± .15 )	.590 ± .009 ( 14.99 ± .23 )
7	.600 ± .006 ( 15.24 ± .15 )	.690 ± .009 ( 17.53 ± .23 )
8	.700 ± .006 ( 17.78 ± .15 )	.790 ± .009 ( 20.07 ± .23 )
9	.800 ± .007 ( 20.32 ± .18 )	.890 ± .010 ( 22.61 ± .25 )
10	.900 ± .007 ( 22.86 ± .18 )	.990 ± .010 ( 25.15 ± .25 )
11	1.000 ± .007 ( 25.40 ± .18 )	1.090 ± .010 ( 27.69 ± .25 )
12	1.100 ± .008 ( 27.94 ± .20 )	1.190 ± .011 ( 30.23 ± .28 )
13	1.200 ± .008 ( 30.48 ± .20 )	1.290 ± .011 ( 32.77 ± .28 )
14	1.300 ± .008 ( 33.02 ± .20 )	1.390 ± .011 ( 35.31 ± .28 )
15	1.400 ± .008 ( 35.56 ± .20 )	1.490 ± .011 ( 37.85 ± .28 )
16	1.500 ± .008 ( 38.10 ± .20 )	1.590 ± .011 ( 40.39 ± .28 )

A-4094-N * * *	NO. OF CKTS.	↑	↑	↑
VERSION	LETTER CHANGES WHEN PIN NO. OR PRESS DIM. CHANGES.	↑	↑	↑
PLATING CODE	SEE NOTE 2	↑	↑	↑
SECONDARY OPERATIONS				
CODE	PACKAGE			
BLANK	BULK PER PK-4094-001			

- NOTES:
- MATERIAL: NYLON, UL 94V-0, COLOR: WHITE
  - FINISH:
    - (241) SELECT GOLD: 0.00051/.000020 MIN. SELECT TIN: 0.00254/.000100 MIN. OVERALL NICKEL UNDERPLATE: 0.00127/.000050 MIN. (197) OVERALL REFLOWED MATTE TIN: 0.00152/.000060 MIN. OVER 0.00127/.000050 MIN. NICKEL OVERALL.
  - PARTS CONFORM TO PRODUCT SPECIFICATION PS-10-07.
  - PACKAGING INFORMATION: SEE LEGEND.
  - PINS MUST CONFORM TO SOLDERABILITY SPECIFICATION SMES-152.
  - PIN PUSHOUT FORCE: 2 LBS. MIN.
  - PARTS ARE STACKABLE END TO END AND SIDE TO SIDE ON (2.54)/.100 CENTERS.
  - PARTS CONFORM TO CLASS B REQUIREMENTS OF COSMETIC SPECIFICATION PS-45499-002.

3	AE
2	AE
1	AE
SHEET	REV.

CHANGE PLATING EC NO: UCP2012-1821 DRWN: MISTROH 2012/01/20 CHKD: HK(IPPER 2012/01/23 APPR: FSM(LTH 2012/02/02 REV: AE	QUALITY SYMBOLS ▽=0 ▽=0 ▽=0	GENERAL TOLERANCES (UNLESS SPECIFIED) <table border="1"> <tr> <th></th> <th>mm</th> <th>INCH</th> </tr> <tr> <td>4 PLACES</td> <td>± .005</td> <td>± .0005</td> </tr> <tr> <td>3 PLACES</td> <td>± .005</td> <td>± .0005</td> </tr> <tr> <td>2 PLACES</td> <td>± 0.13</td> <td>± .01</td> </tr> <tr> <td>1 PLACE</td> <td>± 0.25</td> <td>± .01</td> </tr> </table> ANGULAR ±1/2°		mm	INCH	4 PLACES	± .005	± .0005	3 PLACES	± .005	± .0005	2 PLACES	± 0.13	± .01	1 PLACE	± 0.25	± .01	DIMENSION STYLE MM/IN	SCALE ---	DESIGN UNITS INCH	THIRD ANGLE PROJECTION
		mm	INCH																		
	4 PLACES	± .005	± .0005																		
	3 PLACES	± .005	± .0005																		
2 PLACES	± 0.13	± .01																			
1 PLACE	± 0.25	± .01																			
DRAFT WHERE APPLICABLE MUST REMAIN WITHIN DIMENSIONS		DRAWN BY DATE KSS 1984/09/10	CHECKED BY DATE NP 1984/09/10	APPROVED BY DATE KJA 1984/09/10	TITLE WAFER ASSY FLAT MINI KK (4030 WITH BENT PINS) 4094 SERIES DRAWING																
MATERIAL NO. SEE CHART		MOLEX INCORPORATED		DOCUMENT NO. SDA-4094	SHEET NO. 1 OF 3																
THIS DRAWING CONTAINS INFORMATION THAT IS PROPRIETARY TO MOLEX INCORPORATED AND SHOULD NOT BE USED WITHOUT WRITTEN PERMISSION																					

13	12	11	10	9	8	7	6	5	4	3	2	1
ENG. NO.	PIN NO.	DIM. L	DIM. X	DIM. Z	DIM. Y	DIM. W	DIM. G	DIM. T				
A-4094-NA197	42663-0562	(17.53) .690	(9.37) .369	(3.15) .124	(6.30) .248	90°	N/A	OVERALL				
A-4094-NA241	42663-0563	(17.53) .690	(9.37) .369	(3.15) .124	(6.30) .248	90°	(5.08) .200	(3.43) .135				
A-4094-NAJ197	42663-0862	(21.34) .840	(10.13) .399	(4.09) .161	(8.41) .331	90°	N/A	OVERALL				
A-4094-NAP197	42663-0562	(17.53) .690	(8.48) .334	(3.78) .149	(6.55) .258	90°	N/A	OVERALL				
A-4094-NBT197	42663-0182	(12.70) .500	(6.38) .251	(2.79) .110	(4.78) .188	90°	N/A	OVERALL				
A-4094-NDS197	42663-1182	(25.40) 1.000	(17.00) .669	(3.38) .133	(6.30) .248	90°	N/A	OVERALL				

<b>SEE SHEET 1</b> EC NO: UCP2012-1821 DRAWN: MSTR0H 2012/01/20 CHKD: HKIPPER 2012/01/23 APPR: FSM LTH 2012/02/02	DESCRIPTION REV	QUALITY SYMBOLS	GENERAL TOLERANCES (UNLESS SPECIFIED)	DIMENSION STYLE	SCALE	DESIGN UNITS	THIRD ANGLE PROJECTION
		▽=0	mm INCH	MM/IN	---	INCH	
		▽=0	4 PLACES ± --- ± ---	DRAWN BY DATE	TITLE <b>WAFER ASSY FLAT MINI KK (4030 WITH BENT PINS) 4094 SERIES DRAWING</b>		
		▽=0	3 PLACES ± --- ±.005	CHECKED BY DATE			
		ANGULAR ±1/2°	APPROVED BY DATE	<b>MOLEX INCORPORATED</b>		DOCUMENT NO.	SHEET NO.
		DRAFT WHERE APPLICABLE MUST REMAIN WITHIN DIMENSIONS	MATERIAL NO. <b>SEE CHART</b>	<b>SDA-4094</b>		2 OF 3	
			SIZE	THIS DRAWING CONTAINS INFORMATION THAT IS PROPRIETARY TO MOLEX INCORPORATED AND SHOULD NOT BE USED WITHOUT WRITTEN PERMISSION			

A-4094-NA197		A-4094-NA241		A-4094-NAJ197		A-4094-NAP197		A-4094-NBT197		A-4094-NDS197	
PART NO.	ENG. NO.	PART NO.	ENG. NO.	PART NO.	ENG. NO.	PART NO.	ENG. NO.	PART NO.	ENG. NO.	PART NO.	ENG. NO.
22-05-202I	A-4094-2A197	22-12-202I	A-4094-2A 241		A-4094-2AJ197	22-05-3022	A-4094-2AP197	22-05-3020	A-4094-2BT197	22-06-302I	A-4094-02DS197
22-05-203I	A-4094-3A197	22-12-203I	A-4094-3A 241	22-05-3038	A-4094-3AJ197	22-05-3032	A-4094-3AP197	22-05-3030	A-4094-3BT197	22-06-303I	A-4094-03DS197
22-05-204I	A-4094-4A197	22-12-204I	A-4094-4A 241	22-05-3048	A-4094-4AJ197	22-05-3042	A-4094-4AP197	22-05-3040	A-4094-4BT197	22-06-304I	A-4094-04DS197
22-05-205I	A-4094-5A197	22-12-205I	A-4094-5A 241	22-05-3058	A-4094-5AJ197	22-05-3052	A-4094-5AP197	22-05-3050	A-4094-5BT197	22-06-305I	A-4094-05DS197
22-05-206I	A-4094-6A197	22-12-206I	A-4094-6A 241	22-05-3068	A-4094-6AJ197	22-05-3062	A-4094-6AP197	22-05-3060	A-4094-6BT197	22-06-306I	A-4094-06DS197
22-05-207I	A-4094-7A197	22-12-207I	A-4094-7A 241	22-05-3078	A-4094-7AJ197	22-05-3072	A-4094-7AP197	22-05-3070	A-4094-7BT197	22-06-307I	A-4094-07DS197
22-05-208I	A-4094-8A197	22-12-208I	A-4094-8A 241	22-05-3088	A-4094-8AJ197	22-05-3082	A-4094-8AP197	22-05-3080	A-4094-8BT197	22-06-308I	A-4094-08DS197
22-05-209I	A-4094-9A197	22-12-209I	A-4094-9A 241	22-05-3098	A-4094-9AJ197	22-05-3092	A-4094-9AP197	22-05-3090	A-4094-9BT197	22-06-309I	A-4094-09DS197
22-05-210I	A-4094-10A197	22-12-210I	A-4094-10A 241	22-05-3108	A-4094-10AJ197	22-05-3102	A-4094-10AP197	22-05-3100	A-4094-10BT197	22-06-310I	A-4094-10DS197
22-05-211I	A-4094-11A197	22-12-211I	A-4094-11A 241	22-05-3118	A-4094-11AJ197	22-05-3112	A-4094-11AP197	22-05-3110	A-4094-11BT197	22-06-311I	A-4094-11DS197
22-05-212I	A-4094-12A197	22-12-212I	A-4094-12A241	22-05-3128	A-4094-12AJ197	22-05-3122	A-4094-12AP197	22-05-3120	A-4094-12BT197	22-06-312I	A-4094-12DS197
22-05-213I	A-4094-13A197	22-12-213I	A-4094-13A241	22-05-3138	A-4094-13AJ197	22-05-3132	A-4094-13AP197	22-05-3130	A-4094-13BT197	22-06-313I	A-4094-13DS197
22-05-214I	A-4094-14A197	22-12-214I	A-4094-14A241	22-05-3148	A-4094-14AJ197	22-05-3142	A-4094-14AP197	22-05-3140	A-4094-14BT197	22-06-314I	A-4094-14DS197
22-05-215I	A-4094-15A197	22-12-215I	A-4094-15A241	22-05-3158	A-4094-15AJ197	22-05-3152	A-4094-15AP197	22-05-3150	A-4094-15BT197	22-06-315I	A-4094-15DS197
22-05-216I	A-4094-16A197	22-12-216I	A-4094-16A241	22-05-3168	A-4094-16AJ197	22-05-3162	A-4094-16AP197	22-05-3160	A-4094-16BT197	22-06-316I	A-4094-16DS197



SEE SHEET 1 EC NO: UCP2012-1821 DRWN: MSTR0H 2012/01/20 CHKD: HKLIPPER 2012/01/23 APPR: FSM LTH 2012/02/02	QUALITY SYMBOLS	GENERAL TOLERANCES (UNLESS SPECIFIED)	DIMENSION STYLE	SCALE	DESIGN UNITS	THIRD ANGLE PROJECTION
	▽=0	mm INCH	MM/IN	---	INCH	
	▽=0	4 PLACES ± --- ± ---	DRAWN BY DATE	TITLE		
	▽=0	3 PLACES ± --- ± .005	SAMIEC 1986/08/01	WAFER ASSY FLAT MINI KK (4030 WITH BENT PINS) 4094 SERIES DRAWING		
	2 PLACES ± 0.13 ± .01	CHECKED BY DATE	MOLEX MOLEX INCORPORATED			
	1 PLACE ± 0.25 ± ---	PATEL 1986/08/01	SDA-4094			
	ANGULAR ± 1/2°	APPROVED BY DATE	SHEET NO. 3 OF 3			
		LENZ 1986/08/01	DOCUMENT NO.			
		MATERIAL NO.	THIS DRAWING CONTAINS INFORMATION THAT IS PROPRIETARY TO MOLEX INCORPORATED AND SHOULD NOT BE USED WITHOUT WRITTEN PERMISSION			
		SEE CHART				