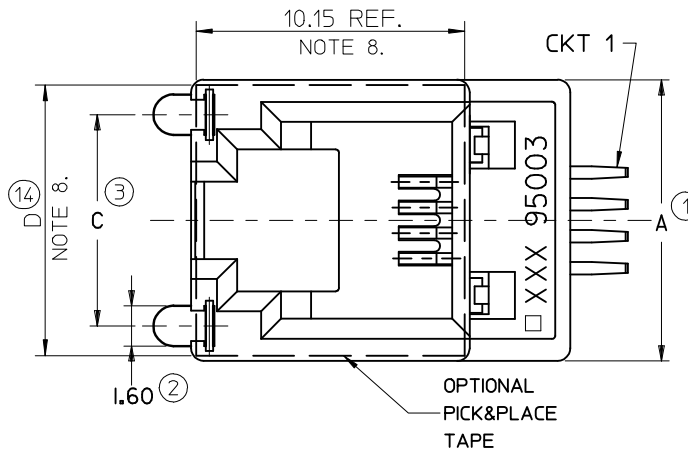
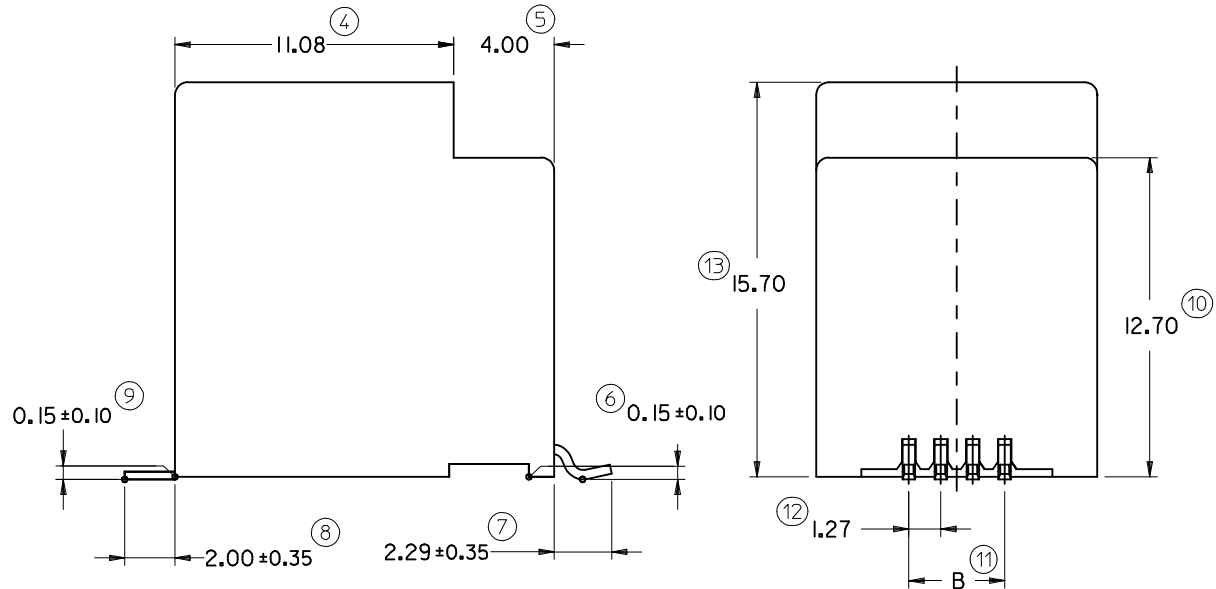


PART. NO.	HOUSING SIZE	LOADED CKTS	TOOLED	PACKAGING	PICK & PLACE TAPE	A	B ±0.15	C	D
85510-5020	8	8	YES	BLISTER ON REEL 13'	NO	15.24	8.89	10.77	13.80
85510-5120					YES				
85510-5028	8	8	YES	BLISTER ON REEL 22'	NO	13.21	6.35	9.95	11.80
85510-5128					YES				
85510-5019	6	6	YES	BLISTER ON REEL 13'	NO	13.21	3.81	9.95	11.80
85510-5119					YES				
85510-5027	6	6	YES	BLISTER ON REEL 22'	NO	13.21	3.81	9.95	11.80
85510-5127					YES				
85510-5018	6	4	NO	BLISTER ON REEL 13'	NO	11.18	3.81	8.40	10.80
85510-5118					YES				
85510-5026	6	4	YES	BLISTER ON REEL 22'	NO	11.18	3.81	8.40	10.80
85510-5126					YES				
85510-5017	4	4	YES	BLISTER ON REEL 13'	NO	11.18	3.81	8.40	10.80
85510-5117					YES				
85510-5025	4	4	YES	BLISTER ON REEL 22'	NO	11.18	3.81	8.40	10.80
85510-5125					YES				



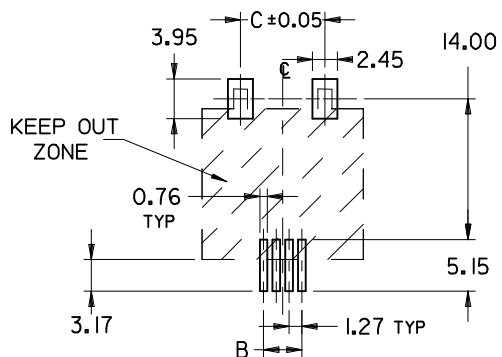
NOTES:

- 1- MATERIAL:
 - HOUSING: LCP FIBER GLASS FILLED UL 94-V0, COLOR BLACK.
 - TERMINAL: COPPER ALLOY PLATED WITH:
 - BASE FINISH: NICKEL
 - CONTACT SURFACE FINISH: GOLD
 - OR GOLD FLASH OVER PALLADIUM NICKEL
 - EXCEEDS PRODUCT REQUIREMENTS BASED ON PS-95503-001
- 2- SOLDER NAILS: COPPER ALLOY PLATED WITH TIN
- 3- JACK FOR MATING WITH IEC 60603-7 AND TIA-1096-A PLUGS (MOLEX 95075 SERIES).
- 4- PRODUCT SPECIFICATION PS-95503-001.
- 5- APPLICATION SPECIFICATION: AS-85513-001
- 6- PACKAGING SPECIFICATION: PK-85510
 - SHEET 1 (TAPE ON REEL)
 - SHEET 2 (BLISTER ON REEL 13')
 - SHEET 3 (BLISTER ON REEL 22')
- 7- COPLANARITY OF SIGNAL LEADS: 0.10 MAX
- 8- MANUFACTURING ID CAN BE EITHER MG, MXF OR MXI.
- 9- PICK AND PLACE KAPTON AVAILABLE AS OPTION.
- 10- LAST INSPECTION NUMBER: 14



PCB MOUNTING PATTERNS

(SEE FROM COMPONENT SIDE)
(SCALE 2:1)



(ONLY 4/4 VERSION PADS SHOWN)
ALL DIMENSIONS REF DIMENSIONS

ADDED PICK&PLACE OPTION EC NO: IPG2013-1714 DRWN:DBYRNES 2012/11/23 CHKD:DSHEA 2013/06/12 APPR:STGRIFFIN 2013/06/17	QUALITY SYMBOLS	GENERAL TOLERANCES (UNLESS SPECIFIED)	DIMENSION STYLE	SCALE	DESIGN UNITS	THIRD ANGLE PROJECTION															
	$\nabla=0$ $\nabla C=0$	<table border="1"> <thead> <tr> <th></th> <th>mm</th> <th>INCH</th> </tr> </thead> <tbody> <tr> <td>4 PLACES</td> <td>± ---</td> <td>± ---</td> </tr> <tr> <td>3 PLACES</td> <td>± ---</td> <td>± ---</td> </tr> <tr> <td>2 PLACES</td> <td>± 0.15</td> <td>± ---</td> </tr> <tr> <td>1 PLACE</td> <td>± 0.25</td> <td>± ---</td> </tr> </tbody> </table>		mm	INCH	4 PLACES	± ---	± ---	3 PLACES	± ---	± ---	2 PLACES	± 0.15	± ---	1 PLACE	± 0.25	± ---	MM ONLY	5:1	METRIC	
		mm	INCH																		
	4 PLACES	± ---	± ---																		
3 PLACES	± ---	± ---																			
2 PLACES	± 0.15	± ---																			
1 PLACE	± 0.25	± ---																			
DRAWN BY: HB CHECKED BY: TB APPROVED BY: FB DATE: 95/11/21 DATE: 95/11/21 DATE: 95/11/21	MATERIAL NO. SEE CHART	TITLE TOP ENTRY SMT JACKS 4/4 6/6 AND 8/8 POS. WITH SOLDER NAILS	MOLEX INCORPORATED	DOCUMENT NO. SD-85510-002	SHEET NO. 1 OF 1																
DRAFT WHERE APPLICABLE MUST REMAIN WITHIN DIMENSIONS	SIZE A3	THIS DRAWING CONTAINS INFORMATION THAT IS PROPRIETARY TO MOLEX INCORPORATED AND SHOULD NOT BE USED WITHOUT WRITTEN PERMISSION																			