

Ferrule — FWP 690V/700V (IEC/UL): 1-50A, Striker Optional

FWP (14 x 51mm)

Specifications

Description: Ferrule style high speed fuses with and without indicating striker.

Dimensions: See dimensions illustrations.

Ratings:

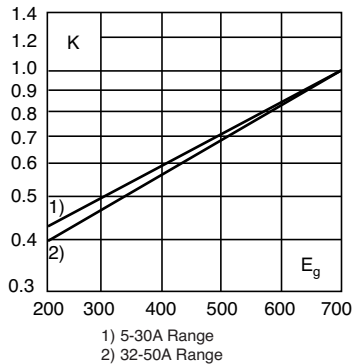
- Volts: — 690Vac (IEC)
- 700Vac (UL)
- 800Vdc (5-50A)
- Amps: — 1-50A
- IR: — 200kA RMS Sym.
- 50kA @800Vdc

Agency Information: CE, UL Recognition, CSA Component Acceptance for versions without indicator only.

Electrical Characteristics

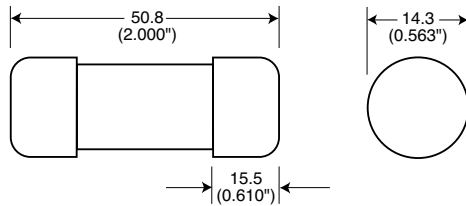
Total Clearing I²t

The total clearing I²t at rated voltage and at power factor of 15% are given in the electrical characteristics. For other voltages, the clearing I²t is found by multiplying by correction factor, K, given as a function of applied working voltage, E_g, (rms).

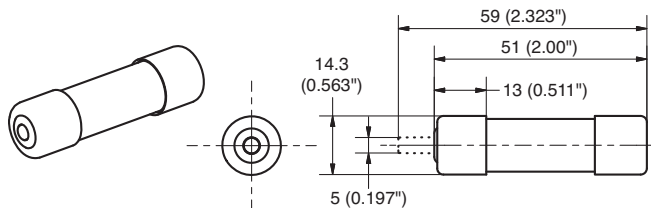


Dimensions - mm (inches)

Without Striker



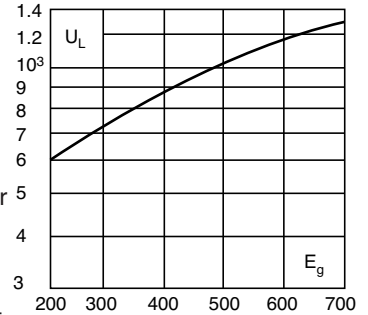
With Striker



FWP with striker option.

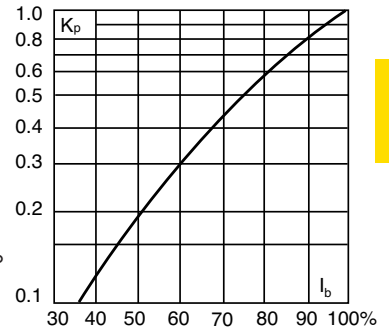
Arc Voltage

This curve gives the peak arc voltage, U_L, which may appear across the fuse during its operation as a function of the applied working voltage, E_g, (rms) at a power factor of 15%.



Power Losses

Watts loss at rated current is given in the electrical characteristics. The curve allows the calculation of the power losses at load currents lower than the rated current. The correction factor, K_p, is given as a function of the RMS load current, I_b, in % of the rated current.



Catalog Numbers

Catalog Numbers	Size	Electrical Characteristics			
		Current RMS-Amps	Rated Minimum Melting	I ² t (A ² Sec) Clearing At Rated Voltage	Watts Loss
Without Striker					
FWP-1A14Fa	14 x 51mm (¹¹ / ₁₆ " x 2")	1	—	—	—
FWP-2A14Fa		2	—	—	—
FWP-2.5A14Fa		2.5	—	—	—
FWP-3A14Fa		3	—	—	—
FWP-4A14Fa		4	—	—	—
FWP-5A14Fa		5	1.6	11.0	1.5
FWP-10A14Fa		10	3.6	38.5	4
FWP-15A14Fa		15	8.6	70	5.5
FWP-20A14Fa		20	26.0	230	6
FWP-25A14Fa		25	46.5	375	7
FWP-30A14Fa	30	58	485	9	
FWP-32A14Fa	32	68	600	7.6	
FWP-40A14Fa	40	84	750	8	
FWP-50A14Fa	50	200	1800	9	
With Striker					
FWP-10A14FI	14 x 51mm (¹¹ / ₁₆ " x 2")	10	3.6	38.5	4
FWP-15A14FI		15	8.6	70	5.5
FWP-20A14FI		20	26.0	230	6
FWP-25A14FI		25	46.5	375	7
FWP-30A14FI		30	58	485	9
FWP-32A14FI		32	68	600	7.6
FWP-40A14FI		40	84	750	8
FWP-50A14FI		50	200	1800	9

* Watts loss provided at rated current.
* See accessories on page 216.

Features and Benefits

- Excellent cycling capability and DC performance
- Low arc voltage and low energy let-through (I²t)
- Low watts loss in a compact size
- Used with finger-safe holders/blocks

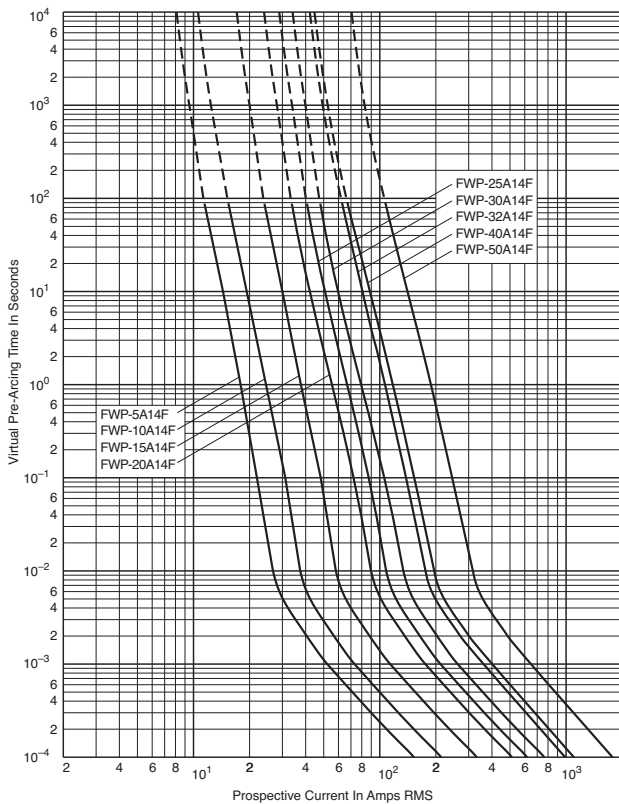
Data Sheet: 720025

Ferrule — FWP 690V/700V (IEC/UL): 1-50A, Striker Optional

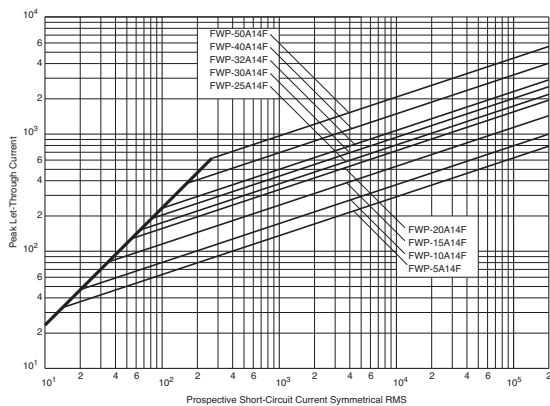
Without Striker

FWP 5-50A: 660V/700V (14x 51mm)

Time-Current Curve



Peak Let-Through Curve



Data Sheet: 35785307