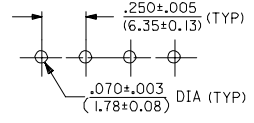


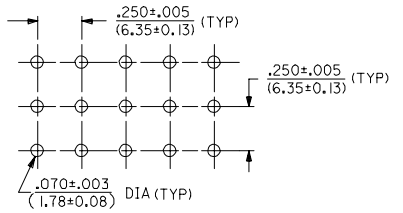
SEE CHARTS FOR "A" DIMENSION

P.C. BOARD MOUNTING DIMENSIONS

2, 3, & 4 POSITION HEADER ASSEMBLIES



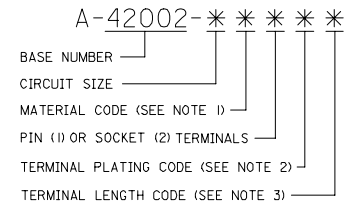
6, 9, 12 & 15 POSITION HEADER ASSEMBLIES



NOTES:

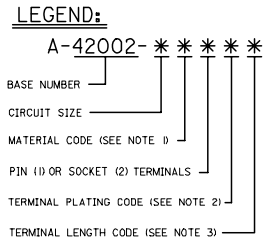
- 1) MATERIAL CODES:
 A= NYLON 6/6, 94V-2, NATURAL
 B= POLYESTER, 94V-0, BRICK RED
 C= POLYESTER, 94V-0, WHITE/NATURAL
- 2) PLATING CODES:
 A = TIN 140m.I (3.50 MICRONS) TO 240m.I (6.00 MICRONS).
 B = 30 m.I./(.076 MICRONS) MINIMUM SELECT GOLD, AND
 100 m.I./(.254 MICRONS) MINIMUM SELECT TIN.
 50 m.I./(.127 MICRONS) MINIMUM NICKEL OVERALL.
- 3) TERMINAL LENGTH CODES:
 1= TERMINAL FOR .062/(1.57) THICK PC BOARD
 2= TERMINAL FOR .125/(3.18) THICK PC BOARD
- 4) DIMENSIONS ARE FOR REFERENCE ONLY UNLESS INDICATED OTHERWISE.
- 5) HEADER ASSEMBLY HOUSINGS MATE WITH :
 - PLUG HOUSINGS, .084/(2.13) DIA. SERIES: (42021-**)
- 6) CONTACTS ARE ON .250/(6.35) GRID CENTERLINE SPACING.

LEGEND:



ENTER DESCRIPTION EC NO: 12005-0180 DRWNS: SSUDHIR 2006/01/20 CHKDG: JLOWE 2006/01/20 APPR: KPRASAD 2006/01/23 REV	QUALITY SYMBOLS	GENERAL TOLERANCES (UNLESS SPECIFIED) mm INCH 4 PLACES ±--- ±--- 3 PLACES ±--- ±--- 2 PLACES ±--- ±--- 1 PLACE ±--- ±--- ANGULAR ±---°	DIMENSION STYLE IN/MM	SCALE ---	DESIGN UNITS INCH	THIRD ANGLE PROJECTION
	▽=0 ▽=0		DRAWN BY SSUDHIR 2004/06/08 CHECKED BY GJLOWE 2004/06/08 APPROVED BY GJLOWE 2004/06/08	TITLE HEADER HOUSING ASSEMBLY .084/(2.13) DIA. SERIES		
	DRAFT WHERE APPLICABLE MUST REMAIN WITHIN DIMENSIONS	MATERIAL NO. SEE CHART	DOCUMENT NO. SDA-42002-*****	SHEET NO. 1 OF 5		
	THIS DRAWING CONTAINS INFORMATION THAT IS PROPRIETARY TO MOLEX INCORPORATED AND SHOULD NOT BE USED WITHOUT WRITTEN PERMISSION					

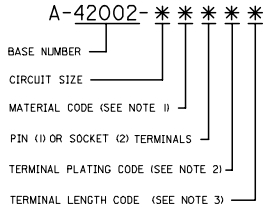
PART NO.	ENG. NO.	CIRCUIT SIZE	HOUSING MATERIAL (SEE NOTE 1)	PIN (1) OR SOCKET (2) TERMINALS	TERMINAL PLATING (SEE NOTE 2)	TERMINAL LENGTH (SEE NOTE 3)	"A" DIM ±.015
10-84-4020	A-42002-2A1A1	2	A	1	A	1	.17/(4,3)
10-84-4021	A-42002-2B1A1		B	1	A	1	
10-84-5020	A-42002-2C1A1		C	1	A	1	
10-84-4022	A-42002-2A2A1		A	2	A	1	
10-84-4023	A-42002-2B2A1		B	2	A	1	
10-84-5021	A-42002-2C2A1		C	2	A	1	
PRELIMINARY	A-42002-2A1A2		A	1	A	2	.23/(5,8)
PRELIMINARY	A-42002-2B1A2		B	1	A	2	
PRELIMINARY	A-42002-2C1A2		C	1	A	2	
PRELIMINARY	A-42002-2A2A2	A	2	A	2		
PRELIMINARY	A-42002-2B2A2	B	2	A	2		
PRELIMINARY	A-42002-2C2A2	C	2	A	2		
10-84-4030	A-42002-3A1A1	3	A	1	A	1	.17/(4,3)
10-84-4031	A-42002-3B1A1		B	1	A	1	
10-84-5030	A-42002-3C1A1		C	1	A	1	
10-84-4032	A-42002-3A2A1		A	2	A	1	
10-84-4033	A-42002-3B2A1		B	2	A	1	
10-84-5031	A-42002-3C2A1		C	2	A	1	
PRELIMINARY	A-42002-3A1A2		A	1	A	2	.23/(5,8)
PRELIMINARY	A-42002-3B1A2		B	1	A	2	
PRELIMINARY	A-42002-3C1A2		C	1	A	2	
PRELIMINARY	A-42002-3A2A2	A	2	A	2		
PRELIMINARY	A-42002-3B2A2	B	2	A	2		
PRELIMINARY	A-42002-3C2A2	C	2	A	2		
10-84-4040	A-42002-4A1A1	4	A	1	A	1	.17/(4,3)
10-84-4041	A-42002-4B1A1		B	1	A	1	
10-84-5040	A-42002-4C1A1		C	1	A	1	
10-84-4042	A-42002-4A2A1		A	2	A	1	
10-84-4043	A-42002-4B2A1		B	2	A	1	
10-84-5041	A-42002-4C2A1		C	2	A	1	
PRELIMINARY	A-42002-4A1A2		A	1	A	2	.23/(5,8)
PRELIMINARY	A-42002-4B1A2		B	1	A	2	
PRELIMINARY	A-42002-4C1A2		C	1	A	2	
PRELIMINARY	A-42002-4A2A2	A	2	A	2		
PRELIMINARY	A-42002-4B2A2	B	2	A	2		
PRELIMINARY	A-42002-4C2A2	C	2	A	2		
10-84-4060	A-42002-6A1A1	6	A	1	A	1	.17/(4,3)
10-84-4061	A-42002-6B1A1		B	1	A	1	
10-84-5060	A-42002-6C1A1		C	1	A	1	
10-84-4062	A-42002-6A2A1		A	2	A	1	
10-84-4063	A-42002-6B2A1		B	2	A	1	
10-84-5061	A-42002-6C2A1		C	2	A	1	
PRELIMINARY	A-42002-6A1A2		A	1	A	2	.23/(5,8)
PRELIMINARY	A-42002-6B1A2		B	1	A	2	
PRELIMINARY	A-42002-6C1A2		C	1	A	2	
PRELIMINARY	A-42002-6A2A2	A	2	A	2		
PRELIMINARY	A-42002-6B2A2	B	2	A	2		
PRELIMINARY	A-42002-6C2A2	C	2	A	2		
10-84-4090	A-42002-9A1A1	9	A	1	A	1	.17/(4,3)
10-84-4091	A-42002-9B1A1		B	1	A	1	
10-84-5090	A-42002-9C1A1		C	1	A	1	
10-84-4092	A-42002-9A2A1		A	2	A	1	
10-84-4093	A-42002-9B2A1		B	2	A	1	
10-84-5091	A-42002-9C2A1		C	2	A	1	
PRELIMINARY	A-42002-9A1A2		A	1	A	2	.23/(5,8)
PRELIMINARY	A-42002-9B1A2		B	1	A	2	
PRELIMINARY	A-42002-9C1A2		C	1	A	2	
PRELIMINARY	A-42002-9A2A2	A	2	A	2		
PRELIMINARY	A-42002-9B2A2	B	2	A	2		
PRELIMINARY	A-42002-9C2A2	C	2	A	2		



EC NO. 12005-0180 DRAWN BY: SSUDHIR 2006/01/20 CHECKED BY: CHIKKOSUDHIR 2006/01/20 APPROVED BY: (APPROPRIATE) 2006/01/20	QUALITY SYMBOLS 	GENERAL TOLERANCES (UNLESS SPECIFIED) mm INCH 4 PLACES ± --- ± --- 3 PLACES ± --- ± --- 2 PLACES ± --- ± --- 1 PLACE ± --- ± ---		DIMENSION STYLE IN/MM	SCALE 1:1	DESIGN UNITS INCH	THIRD ANGLE PROJECTION
		DRAFT WHERE APPLICABLE MUST REMAIN WITHIN DIMENSIONS		DRAWN BY: SSUDHIR DATE: 2004/06/08 CHECKED BY: GJLOWE DATE: 2004/06/08 APPROVED BY: GJLOWE DATE: 2004/06/08	TITLE HEADER HOUSING ASSEMBLIES .084/(2.13) DIA. SERIES	MOLEX INCORPORATED	SHEET NO. 2 OF 5

PART NO.	ENG. NO.	CIRCUIT SIZE	HOUSING MATERIAL (SEE NOTE 1)	PIN (1) OR SOCKET (2) TERMINALS	TERMINAL PLATING (SEE NOTE 2)	TERMINAL LENGTH (SEE NOTE 3)	*A* DIM ±.015
IO-84-4I20	A-42002-12A1A1	12	A	1	A	1	.17/(4,3)
IO-84-4I21	A-42002-12B1A1		B	1	A	1	
IO-84-5I20	A-42002-12C1A1		C	1	A	1	
IO-84-4I22	A-42002-12A2A1		A	2	A	1	
IO-84-4I23	A-42002-12B2A1		B	2	A	1	
IO-84-5I21	A-42002-12C2A1		C	2	A	1	
PRELIMINARY	A-42002-12A1A2		A	1	A	2	.23/(5,8)
PRELIMINARY	A-42002-12B1A2		B	1	A	2	
PRELIMINARY	A-42002-12C1A2		C	1	A	2	
PRELIMINARY	A-42002-12A2A2		A	2	A	2	
PRELIMINARY	A-42002-12B2A2		B	2	A	2	
PRELIMINARY	A-42002-12C2A2		C	2	A	2	
IO-84-4I50	A-42002-15A1A1	15	A	1	A	1	.17/(4,3)
IO-84-4I51	A-42002-15B1A1		B	1	A	1	
IO-84-5I50	A-42002-15C1A1		C	1	A	1	
IO-84-4I52	A-42002-15A2A1		A	2	A	1	
IO-84-4I53	A-42002-15B2A1		B	2	A	1	
IO-84-5I51	A-42002-15C2A1		C	2	A	1	
PRELIMINARY	A-42002-15A1A2		A	1	A	2	.23/(5,8)
PRELIMINARY	A-42002-15B1A2		B	1	A	2	
PRELIMINARY	A-42002-15C1A2		C	1	A	2	
PRELIMINARY	A-42002-15A2A2		A	2	A	2	
PRELIMINARY	A-42002-15B2A2		B	2	A	2	
PRELIMINARY	A-42002-15C2A2		C	2	A	2	

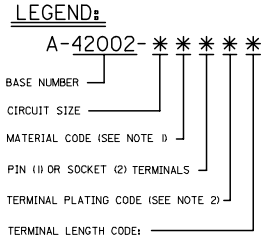
LEGEND:



EC NO. 12005-0180 DRAWINGSDHIR 2006/01/20 CHKDCSDHIR 2006/01/20 APPROVEDASD 2006/01/23 D	QUALITY SYMBOLS 	GENERAL TOLERANCES (UNLESS SPECIFIED) mm INCH 4 PLACES ± --- ± --- 3 PLACES ± --- ± --- 2 PLACES ± --- ± --- 1 PLACE ± --- ± --- ANGULAR ±1/2°		DIMENSION STYLE IN/MM	SCALE 1:1	DESIGN UNITS INCH	THIRD ANGLE PROJECTION
		DRAWN BY SSUDHIR 2004/06/08	DATE 2004/06/08	TITLE HEADER HOUSING ASSEMBLES .084/(2.13) DIA. SERIES			
		CHECKED BY GJLOWE 2004/06/08	DATE 2004/06/08	APPROVED BY GJLOWE 2004/06/08			
		MATERIAL NO. SEE CHART		DOCUMENT NO. SDA-42002-*****		SHEET NO. 3 OF 3	

MOLEX INCORPORATED
 THIS DRAWING CONTAINS INFORMATION THAT IS PROPRIETARY TO MOLEX INCORPORATED AND SHOULD NOT BE USED WITHOUT WRITTEN PERMISSION

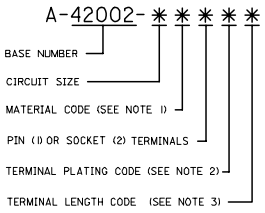
PART NO.	ENG. NO.	CIRCUIT SIZE	HOUSING MATERIAL (SEE NOTE 1)	PIN (1) OR SOCKET (2) TERMINALS	TERMINAL PLATING (SEE NOTE 2)	TERMINAL LENGTH (SEE NOTE 3)	"A" DIM ±.015
IO-84-4024	A-42002-2A1B1	2	A	1	B	1	.17/(4,3)
IO-84-4025	A-42002-2B1B1		B	1	B	1	
IO-84-5022	A-42002-2C1B1		C	1	B	1	
IO-84-4026	A-42002-2A2B1		A	2	B	1	
IO-84-4027	A-42002-2B2B1		B	2	B	1	
IO-84-5023	A-42002-2C2B1		C	2	B	1	
PRELIMINARY	A-42002-2A1B2		A	1	B	2	.23/(5,8)
PRELIMINARY	A-42002-2B1B2		B	1	B	2	
PRELIMINARY	A-42002-2C1B2		C	1	B	2	
PRELIMINARY	A-42002-2A2B2		A	2	B	2	
PRELIMINARY	A-42002-2B2B2	B	2	B	2		
PRELIMINARY	A-42002-2C2B2	C	2	B	2		
IO-84-4034	A-42002-3A1B1	3	A	1	B	1	.17/(4,3)
IO-84-4035	A-42002-3B1B1		B	1	B	1	
IO-84-5032	A-42002-3C1B1		C	1	B	1	
IO-84-4036	A-42002-3A2B1		A	2	B	1	
IO-84-4037	A-42002-3B2B1		B	2	B	1	
IO-84-5033	A-42002-3C2B1		C	2	B	1	
PRELIMINARY	A-42002-3A1B2		A	1	B	2	.23/(5,8)
PRELIMINARY	A-42002-3B1B2		B	1	B	2	
PRELIMINARY	A-42002-3C1B2		C	1	B	2	
PRELIMINARY	A-42002-3A2B2		A	2	B	2	
PRELIMINARY	A-42002-3B2B2	B	2	B	2		
PRELIMINARY	A-42002-3C2B2	C	2	B	2		
IO-84-4044	A-42002-4A1B1	4	A	1	B	1	.17/(4,3)
IO-84-4045	A-42002-4B1B1		B	1	B	1	
IO-84-5042	A-42002-4C1B1		C	1	B	1	
IO-84-4046	A-42002-4A2B1		A	2	B	1	
IO-84-4047	A-42002-4B2B1		B	2	B	1	
IO-84-5043	A-42002-4C2B1		C	2	B	1	
PRELIMINARY	A-42002-4A1B2		A	1	B	2	.23/(5,8)
PRELIMINARY	A-42002-4B1B2		B	1	B	2	
PRELIMINARY	A-42002-4C1B2		C	1	B	2	
PRELIMINARY	A-42002-4A2B2		A	2	B	2	
PRELIMINARY	A-42002-4B2B2	B	2	B	2		
PRELIMINARY	A-42002-4C2B2	C	2	B	2		
IO-84-4064	A-42002-6A1B1	6	A	1	B	1	.17/(4,3)
IO-84-4065	A-42002-6B1B1		B	1	B	1	
IO-84-5062	A-42002-6C1B1		C	1	B	1	
IO-84-4066	A-42002-6A2B1		A	2	B	1	
IO-84-4067	A-42002-6B2B1		B	2	B	1	
IO-84-5063	A-42002-6C2B1		C	2	B	1	
PRELIMINARY	A-42002-6A1B2		A	1	B	2	.23/(5,8)
PRELIMINARY	A-42002-6B1B2		B	1	B	2	
PRELIMINARY	A-42002-6C1B2		C	1	B	2	
PRELIMINARY	A-42002-6A2B2		A	2	B	2	
PRELIMINARY	A-42002-6B2B2	B	2	B	2		
PRELIMINARY	A-42002-6C2B2	C	2	B	2		
IO-84-4094	A-42002-9A1B1	9	A	1	B	1	.17/(4,3)
IO-84-4095	A-42002-9B1B1		B	1	B	1	
IO-84-5092	A-42002-9C1B1		C	1	B	1	
IO-84-4096	A-42002-9A2B1		A	2	B	1	
IO-84-4097	A-42002-9B2B1		B	2	B	1	
IO-84-5093	A-42002-9C2B1		C	2	B	1	
PRELIMINARY	A-42002-9A1B2		A	1	B	2	.23/(5,8)
PRELIMINARY	A-42002-9B1B2		B	1	B	2	
PRELIMINARY	A-42002-9C1B2		C	1	B	2	
PRELIMINARY	A-42002-9A2B2		A	2	B	2	
PRELIMINARY	A-42002-9B2B2	B	2	B	2		
PRELIMINARY	A-42002-9C2B2	C	2	B	2		



EC No. 12005-0180 DRAWN BY: SSUDHIR 2006/01/20 CHECKED BY: CHIKKOSUDHIR 2006/01/20 APPROVED BY: APPROPRIATE	QUALITY SYMBOLS ▽=0 ▽=0	GENERAL TOLERANCES (UNLESS SPECIFIED) .mm INCH		DIMENSION STYLE IN/MM		SCALE: 1:1	DESIGN UNITS: INCH	THIRD ANGLE PROJECTION
		4 PLACES ± --- ± --- 3 PLACES ± --- ± --- 2 PLACES ± --- ± --- 1 PLACE ± --- ± ---	DRAWN BY: SSUDHIR 2004/06/08 CHECKED BY: GJLOWE 2004/06/08 APPROVED BY: GJLOWE 2004/06/08	TITLE: ASSEMBLY, PIN AND SOCKET HEADERS .084/(2.13) DIA. SERIES			MATERIAL NO. SDA-42002-***** DOCUMENT NO.	SHEET NO. 4 OF 5
DRAFT WHERE APPLICABLE MUST REMAIN WITHIN DIMENSIONS		SEE CHART		THIS DRAWING CONTAINS INFORMATION THAT IS PROPRIETARY TO MOLEX INCORPORATED AND SHOULD NOT BE USED WITHOUT WRITTEN PERMISSION				

20	19	18	17	16	15	14	13	12	11	10	9	8	7	6	5	4	3	2	1
PART NO.	ENG. NO.	CIRCUIT SIZE	HOUSING MATERIAL (SEE NOTE 1)	PIN (1) OR SOCKET (2) TERMINALS	TERMINAL PLATING (SEE NOTE 2)	TERMINAL LENGTH (SEE NOTE 3)	'A' DIM ±.015												
IO-84-4I24	A-42002-12A1B1	12	A	1	B	1	.17/(4,3)												
IO-84-4I25	A-42002-12B1B1		B	1	B	1													
IO-84-5I22	A-42002-12C1B1		C	1	B	1													
IO-84-4I26	A-42002-12A2B1		A	2	B	1													
IO-84-4I27	A-42002-12B2B1		B	2	B	1													
IO-84-5I23	A-42002-12C2B1		C	2	B	1													
PRELIMINARY	A-42002-12A1B2		A	1	B	2	.23/(5,8)												
PRELIMINARY	A-42002-12B1B2		B	1	B	2													
PRELIMINARY	A-42002-12C1B2		C	1	B	2													
PRELIMINARY	A-42002-12A2B2	A	2	B	2														
PRELIMINARY	A-42002-12B2B2	B	2	B	2														
PRELIMINARY	A-42002-12C2B2	C	2	B	2														
IO-84-4I54	A-42002-15A1B1	15	A	1	B	1	.17/(4,3)												
IO-84-4I55	A-42002-15B1B1		B	1	B	1													
IO-84-5I52	A-42002-15C1B1		C	1	B	1													
IO-84-4I56	A-42002-15A2B1		A	2	B	1													
IO-84-4I57	A-42002-15B2B1		B	2	B	1													
IO-84-5I53	A-42002-15C2B1		C	2	B	1													
PRELIMINARY	A-42002-15A1B2		A	1	B	2	.23/(5,8)												
PRELIMINARY	A-42002-15B1B2		B	1	B	2													
PRELIMINARY	A-42002-15C1B2		C	1	B	2													
PRELIMINARY	A-42002-15A2B2	A	2	B	2														
PRELIMINARY	A-42002-15B2B2	B	2	B	2														
PRELIMINARY	A-42002-15C2B2	C	2	B	2														

LEGEND:



EC NO: 12005-0180 DRAWN BY: SSUDHIR 2004/01/20 CHECKED BY: GJLOWE 2004/01/20 APPROVED BY: (APPROPRIATE) 2004/01/20	QUALITY SYMBOLS 	GENERAL TOLERANCES (UNLESS SPECIFIED) .mm INCH		DIMENSION STYLE IN/MM	SCALE 1:1	DESIGN UNITS INCH	THIRD ANGLE PROJECTION
		4 PLACES ±--- ±--- 3 PLACES ±--- ±--- 2 PLACES ±--- ±--- 1 PLACE ±--- ±---	DRAWN BY: SSUDHIR 2004/06/08 CHECKED BY: GJLOWE 2004/06/08 APPROVED BY: GJLOWE 2004/06/08	TITLE ASSEMBLY, PIN AND SOCKET HEADERS .084/(2.13) DIA. SERIES		MATERIAL NO. SDA-42002-***** DOCUMENT NO.	
DRAFT WHERE APPLICABLE MUST REMAIN WITHIN DIMENSIONS		SIZE A 1		THIS DRAWING CONTAINS INFORMATION THAT IS PROPRIETARY TO MOLEX INCORPORATED AND SHOULD NOT BE USED WITHOUT WRITTEN PERMISSION			